

PROVIDER SUMMARY

Total Providers	105				
Provider Type	Center Based:		59.2%		
	Family Child Care:		43.8%		
County Supervisorial District	District 1	District 2	District 3	District 4	District 5
	18.1%	29.5%	17.1%	21.9%	13.3%

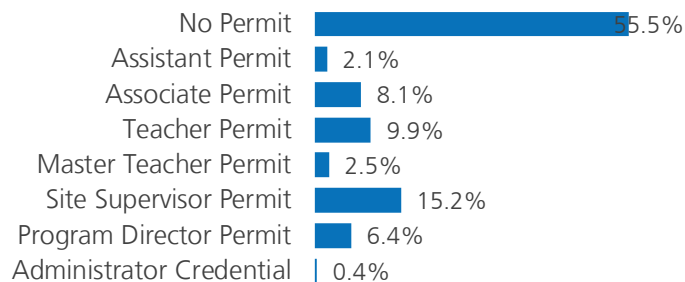
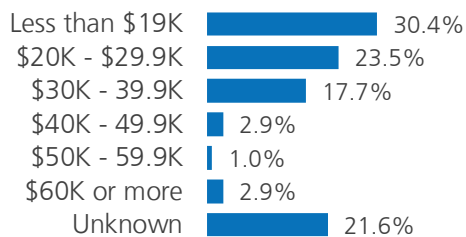
PROVIDER STAFF DEMOGRAPHICS

Source: Staff Information Form, 2015-2016 (N=103)

Total Staff	Lead Teachers:	233	Average Years in ECE	16
	Directors:	50		

Race/Ethnicity	Hispanic	White	Asian	Black	Other	Unknown
	57.8%	20.6%	10.8%	1.9%	3.9%	4.9%

Primary Language	English	Spanish	Other	Unknown
	58.8%	30.4%	4.9%	5.9%

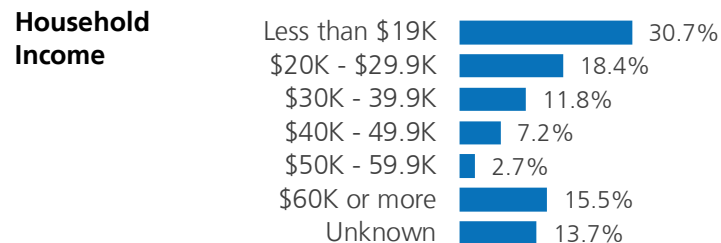
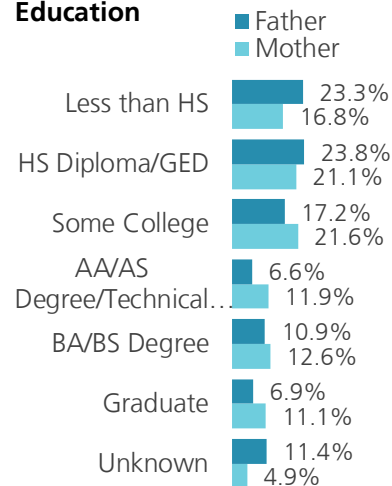
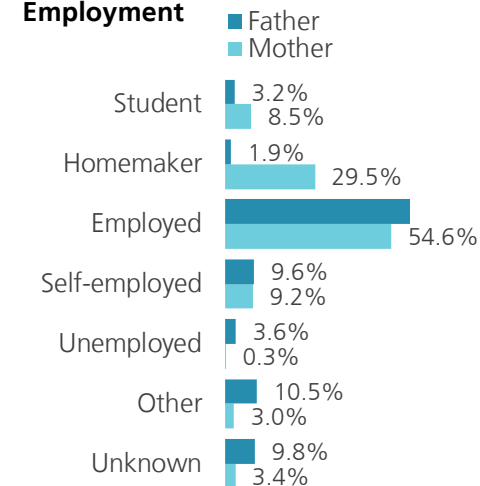
Permit or Credential Qualifications Held¹

Household Income

CHILD DEMOGRAPHICS

Source: Child Information Forms (N=773)

Total Children Served (Ages 0-5)	3,947		Age Groups Served	Infant:	4.4%
				Toddler:	19.2%
				Preschool:	76.4%

Race/Ethnicity	Hispanic	White	Black	Asian	Multiracial	Other
	41.1%	20.8%	6.9%	11.5%	9.6%	1.9%

Primary Language	English	60.5%	Dual Language Learner	47.3%
	Spanish	29.2%		
	Other	5.1%		
	Unknown:	3.2%		


Parent Education

Parent Employment


Note: The category "Unknown" includes decline to state and no response.

¹ Source: Permit information collected for Lead Teachers and Directors during 2015-16 for 105 providers (n=283 staff members)

 For more information please contact: researchmail@laup.net