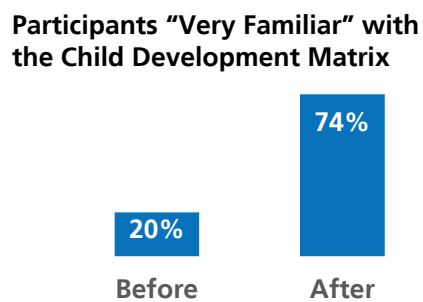
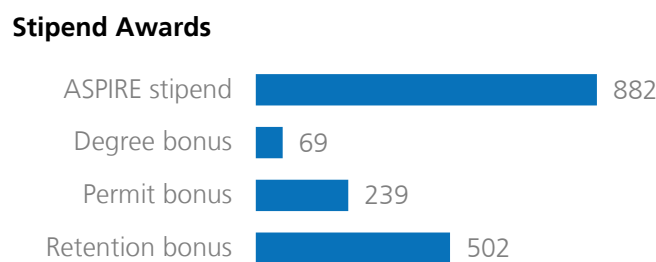



PARTICIPANT DEMOGRAPHICS

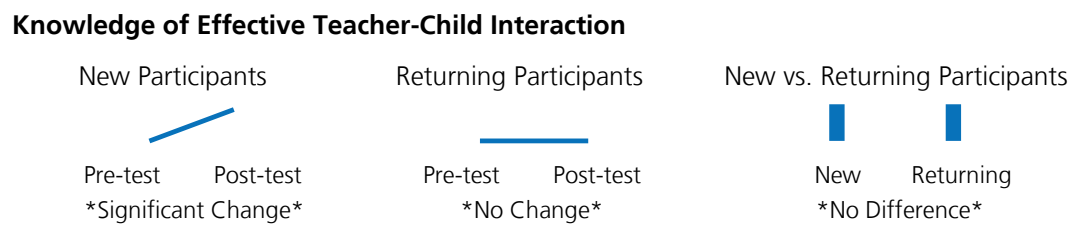
Enrolled	1,219	Average Age	41	Average Years in ECE Field	10.1												
Completed	884																
Gender	Female 95%	Male 5%	Declined to state 0.2%														
Race/Ethnicity	Hispanic 54%	Black 18%	White 12%	Asian 6%													
	Multiracial 5%	Other 0.4%	Unknown 6%														
Highest Education Level	<table border="1"> <tr> <td>Less than HS</td> <td>8%</td> </tr> <tr> <td>HS Diploma/GED</td> <td>7%</td> </tr> <tr> <td>Some college</td> <td>37%</td> </tr> <tr> <td>Associate's degree</td> <td>21%</td> </tr> <tr> <td>Bachelor's degree</td> <td>24%</td> </tr> <tr> <td>Graduate degree</td> <td>3%</td> </tr> </table>					Less than HS	8%	HS Diploma/GED	7%	Some college	37%	Associate's degree	21%	Bachelor's degree	24%	Graduate degree	3%
Less than HS	8%																
HS Diploma/GED	7%																
Some college	37%																
Associate's degree	21%																
Bachelor's degree	24%																
Graduate degree	3%																
Primary Language	English 63%	Spanish 29%															
Work Setting	Center 65%	FCC 31%	Other 3%														
Work Status	Full-time 78% Part-time 22%																
Job Title	Teacher 68%		Assistant 29%														
	Administrator 3%		Other 4%														
Work County Supervisorial District	1 24%	2 28%	3 15%	4 15%	5 18%												

EVALUATION FINDINGS



Prior to ASPIRE...

- 65%** of participants never heard of the CLASS observation tool
- 62%** of participants never participated in a CLASS training or activity



Quotes from Participants on ASPIRE Staff as Valuable Support

"The support from the staff, as well as my advisement sessions, was very helpful in achieving my professional and educational goals."

"Having an advisor that was knowledgeable and helpful was beneficial."

"I liked being able to contact anyone through email very easily. The staff was always there to help."